

*The Boys' Brigade Australia*




# JUNIORS HANDBOOK

*For: 8 - 12 Years*

# Contents

<i>Introduction</i> .....	2
<i>Talking like a true Brigade Boy</i> .....	2
<i>Your brothers...</i> .....	3
<i>In Your Company</i> .....	3
<i>In Your State, Territory and Country</i> .....	3
<i>In the World</i> .....	3
<i>Your BB Leaders</i> .....	4
<i>How it all began</i> .....	5
<i>Basic Techniques</i> .....	7
<i>BB Handshake</i> .....	7
<i>Stand Easy</i> .....	7
<i>Stand at Ease</i> .....	7
<i>Attention</i> .....	8
<i>Salute</i> .....	8
<i>Uniform</i> .....	9
<i>Wearing your uniform</i> .....	9
<i>What being in BB means</i> .....	11
<i>Spending time with God</i> .....	12
<i>Feeling bad?</i> .....	12
<i>Being good to others</i> .....	13
<i>Telling others about BB</i> .....	13
<i>The Achievement Scheme</i> .....	14
<i>When you can earn each badge</i> .....	16
<i>Achievement Record</i> .....	17
<i>Important Events</i> .....	18
<i>Autographs</i> .....	19
<i>Closing note</i> .....	20
<i>The Boys' Brigade Hymn</i> .....	20

# My Handbook



My Name: .....

Address: .....

.....

.....

Telephone: .....


## My Company

is the ..... Company

in ..... Church

of ..... Battalion/Group Council.

Date joined .....



## Captain's welcome

I welcome you to our Company's No. 1 Section. Always strive for the high ideals of The Boys' Brigade and our Object.

.....  
Captain

.....  
Date

# Introduction

Get ready for adventure, challenge and fun. You are now a Boy in The Boys' Brigade - since 1883 the oldest uniformed youth organisation in the whole world. Through BB you will get good friends; play exciting games; learn new skills; grow in all areas of your life - physically, educationally, socially and spiritually; go on adventurous outings; compete against Boys from other Companies; and get to know the greatest person of all time - the Lord Jesus Christ. This book contains interesting and useful information to help you get the most out of being involved in The Boys' Brigade No. 1 Section.

## Talking like a true Brigade Boy

- BB** - The Boys' Brigade is often abbreviated as 'BB'.
- Boy** - All members in BB are called a 'Boy' - and is always spelt with a capital B.
- Leading Boy** - A Boy with special responsibilities.
- Leader** - Any person that helps run BB.
- Officer** - Leaders that have undergone special training and wear a uniform.
- Company** - The local BB group.
- Section** - BB has three Sections depending on your age. The youngest Section is Anchor Boys (5-7 years old); No. 1 Section (8-12 years old); and No. 2 Section (12-18 years old).
- Group** - Within No. 1 Section, you are placed with other Boys who were born in the same year - this is your 'Group'.
- Session** - One year at BB from 1 January to 31 December.
- Our Motto** - BB's motto is "Sure and Stedfast."
- Our Object** - The Object of The Boys' Brigade is "The Advancement of Christ's Kingdom among Boys and the promotion of habits of Obedience, Reverence, Discipline, Self-Respect and all that tends towards a true Christian manliness."



**Did you realise...** BB spells the word 'Stedfast' in a special way. You will find our motto if you look up a King James Bible in Hebrews, Chapter 6, verse 19. Other Bibles will say something very similar.

# Your brothers...

## In Your Company

Your Company has different groups or Sections for different ages.



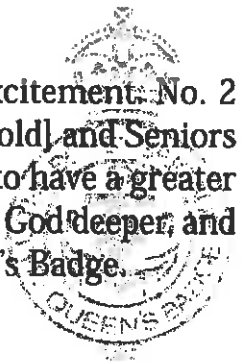
**Anchor Boys [5-7 years old]**  
Anchor Boys is about having fun through a program of games, crafts, singing, and other activities.



**No.1 Section [8-11 years old]**  
No. 1 Section is your Section and this book tells you all about it.



**No. 2 Section [12-18 years old]**  
No. 2 Section offers even more challenge, fun and excitement. No. 2 Section is often split further into Juniors [12-14 years old] and Seniors [15-18 years old]. The activities in No. 2 Section tend to have a greater focus on leadership, adventure, relationships, knowing God deeper, and working to gain the highest award in BB - The Queen's Badge.



## In Your State, Territory and Country

Your Company is part of a greater organisation and can be involved with other Companies in various groupings. There are BB Companies in every State and Territory in Australia. Companies in each State or Territory are grouped into **Battalions** or **Group Councils**. These run events during the year like competitions and camps. Try to find out how many Battalions your State has.

## In the World

All around the world, there are BB Companies. If you're interested in writing to a Boy in Brigade in another part of the world, ask your Captain to organise it for you.



# Your BB Leaders

BB is for Boys, because you are very important to God and to your family. The BB leaders also believe you are important and that is why they spend time running BB for you. BB Leaders are chosen by the local church to be there for you, so feel free to talk to them about anything you want - especially if you feel bad or need some one to talk to. Leaders who wear uniforms are called Officers and are trained to look after you.

There are five types of leaders:


**Captain** - He is in charge of the running of all the Sections in your Company.

**Chaplain** - The Chaplain is usually one of the ministers of the local church and sometimes wears a uniform.

**Officer in Charge** - This Officer looks after No. 1 Section and can sometimes be the Captain also.

**Other Officers** - Other Officers can have ranks of Lieutenant, Warrant Officer or Staff Sergeant. Lieutenants have undergone specialised training. Warrant Officers are those waiting to undergo training. Staff Sergeants are very special leaders.

**Helpers** - Officers sometimes get other people to help run BB. These people don't wear uniform.



**Did you know...** *the different Officers have slightly different uniforms. Look closely at their cap badges and their shoulder badges.*

**Did you know...** *Officers who wear a tiny Queen's Badge on their uniform went through BB as a Boy and earned it.*

## How it all began



In 1883 in Glasgow, Scotland, a young Sunday School teacher, whose name was William Alexander Smith, was very worried that the Boys in his Sunday School class couldn't seem to settle down enough for him to teach them about Jesus and how to be better people.

On Saturdays Mr Smith was an Officer in the Volunteers (like our Army Reserves today) and could get many men to do exactly as he wanted when he drilled them, but on Sundays he struggled to get the Boys to settle down and work together.

Then one day he had an idea. If the Boys in the Sunday School were as well trained and behaved like his Volunteers through doing drill and other things, then he would be able to teach them how to get more out of life.

So The Boys' Brigade was started and the first meeting was held on the 4th October, 1883. Boys enjoyed it so much, that soon other Companies were formed in Scotland and then spread to the rest of the world. But this movement was for Boys who were between 12 and 17, mainly because it was the age group that Mr Smith had in his Sunday School class.



When Mr. Smith, who was later knighted and became Sir William Smith, started the Boys' Brigade he chose as its emblem an Anchor and for its motto the words "Sure and Stedfast."

A few years later another organisation was begun in England and it was called "The Boys' Life Brigade," which had as its emblem a Red Cross.



In 1926 both these organisations joined together and in addition they joined their emblems. So you will now find the Badge of The Boys' Brigade looks like the one on *page 3*.

Younger Boys of course wanted to be part of BB also and do similar exciting activities. In September, 1917, a man called Carey Longmore, who was the Captain of the 1st Warley (Essex, England) B.B. Company, started a junior branch of his Company and these young

Boys were called "The Boy Reserves." The Boys' Life Brigade also had a junior branch called "The Lifeboys".

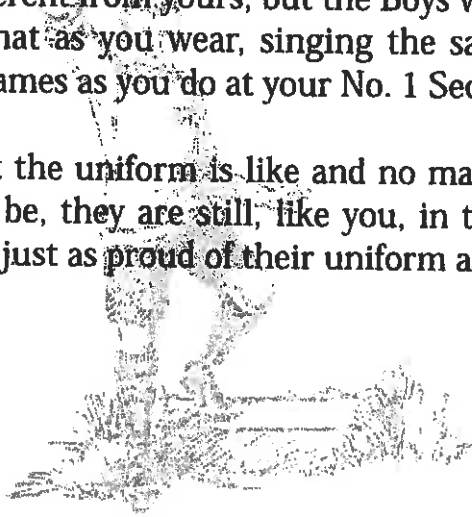
When the B.B. and the B.L.B. joined together as one organisation in 1926 it was decided to keep the name "The Boys' Brigade," and it was also agreed that the name of the junior branch should be "The Life Boys"—spelt in three words. From 1926 to 1966 that was how the names remained, but it was then agreed that the whole of the movement should be known as The Boys' Brigade and the name "The Life Boys" was dropped. Now you have joined The Boys' Brigade, and become a member of the No. 1 Section. Later you will be transferred from the No. 1 Section into the No. 2 Section. Eventually we hope you will become a member of the Church.



The B.B. has gone on expanding and growing and now there are nearly 5,000 Companies throughout the world.

If you had a plane and could go to one of these countries overseas, you would find that many things are different. The sun might not be shining nearly as much as it does in Australia, the colour of the Boys' skins might be different from yours, but the Boys would be wearing the same kind of hat as you wear, singing the same hymns, and playing the same games as you do at your No. 1 Section meeting.

No matter what the uniform is like and no matter what colour the Boys may be, they are still, like you, in the B.B., and are certain to be just as proud of their uniform as you are.



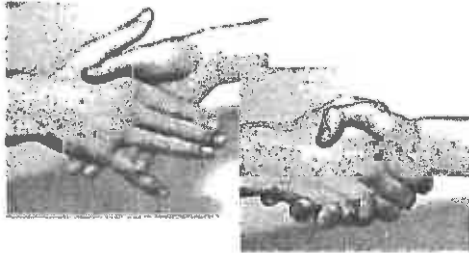
**Did you know...that the Boy Scouts started as part of BB. They became a separate group in 1908.**



# Basic Techniques

Being in BB means knowing certain special movements. Here are some ways of standing and moving that you should know.

## BB Handshake



B.B. members worldwide share an unique handshake. Use your right hand with the little finger separate from the other fingers to interlock the other person's little finger.

## Stand Easy

'Stand Easy' involves your feet about 15 cm (6 in.) apart, measured from heel to heel, turned out at an angle of thirty degrees. Your limbs, head and body may be moved, but not the feet. When you are 'standing easy' and the command 'SECTION' is given, change to the position of 'Stand at Ease'.

## Stand at Ease

Feet remain as they are, so that the weight of the body rests equally on both feet; the hands are placed behind the back with the arms fully extended, the back of the right hand placed in the palm of the left, with fingers of both hands straight and thumbs interlocked. Head and eyes facing the front; eyes looking their own level.

*Did you know...that Drill was invented by the Roman Soldiers so they could move quickly and together on a battlefield.*

Stand at Ease



## Attention

When coming to 'Attention' from the 'Stand at Ease' position, keeping the leg straight the left foot is brought up to the right without stamping and the position of 'Attention' is assumed. Heels together and in line; feet turned out at an angle of about thirty degrees; legs straight; body erect and square to the front; arms hanging easily and as straight as the natural bend of the arm will allow; wrists straight, hands clenched, knuckles outside; thumbs to the front, close to the forefinger and immediately behind the seams of the trousers; head and eyes facing the front; eyes looking their own level; the weight of the body equally balanced on both feet.



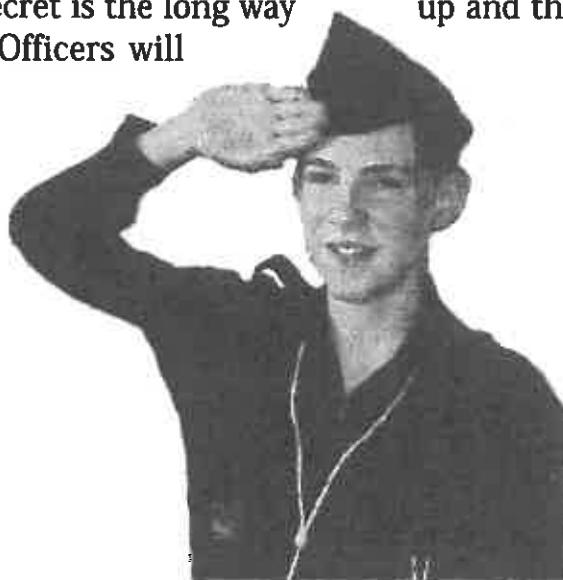
## Salute

*Did you know...that you should always stand at attention before you salute, be wearing your BB hat and you should only use your right hand.*

The Boys' Brigade salute is always executed with the right hand. The right hand is brought smartly with a circular motion to the head, palm to the front, fingers extended and close together. The point of the forefinger should touch the forehead 25 mm above the right eye. If your forefinger is just above the middle of your right eyebrow your hand will be in the correct position.

The thumb should be close to the forefinger. Your fingers, wrist and elbow should be in a straight line. The hand is brought smartly down by the shortest route. The secret is the long way up and the short way down, and your Officers will show you what that means.

If you are walking along the street in uniform and meet a B.B. Officer you should always salute.



# Uniform

Teams usually wear something to show others that they are proud to be together. BB has a uniform to show others we belong to BB in general as well as that we are in No. 1 Section. No. 2 Section has a similar uniform.

## *Wearing your uniform*



**Cap:** The navy blue Brigade Field Service Cap is to be angled to the right, with a slight dip in the top middle of the cap. The Brigade cloth cap badge is sewn on the left side of cap, 5 cm from front on the band.

**Shirt:** The navy blue Brigade shirt should be clean and ironed with all buttons done up. Sleeves down unless otherwise specifically ordered. A Battalion Crest should be worn in the centre of the right breast shirt pocket, and a No. 1 Section Crest worn in the centre of the left breast shirt pocket. Combined Brigade and Company titles shall be sewn centrally on both sleeves with the top of the title 5 cm below the shoulder seam.

**Armband:** See next page.

**Shorts:** Approved navy blue elastic waist shorts should be well brushed and neatly pressed.

**Socks:** Brigade navy blue long socks to be fully drawn up to just below the knees, tops turned over to show white bands.

**Shoes:** Black, clean, and laces neatly tied. If you have leather shoes, make sure you clean them before you clean yourself.

**Tie:** Only if you are in a State that wears a tie, the sky blue tie should be neatly tied with the tip of the tie touching the waistband of your shorts.


**Ribbon:** A single colour ribbon may be worn on the right epaulette to indicate what group you are in. (Optional).

**Lanyard:** white, with slip-knot worn around the neck, fastened under both epaulettes and, by the button, to the left pocket. Worn only by leading boys or boys for special duty. (Optional).

However smart your uniform may be, the effect will be spoilt unless you also have clean hands, clean fingernails, clean knees and a clean face.

**Right Armband Badge Arrangements**

The armband for Yearly Attendance and Achievement Scheme Awards is worn on the right arm just above the elbow. Badges on your armband should be arranged in the following order.



**Top Line:**

Yearly Attendance Awards.  
If you served in Anchor

Boys your first Badge will be an Anchor Boy Service Award.

**2nd & 3rd Lines:**

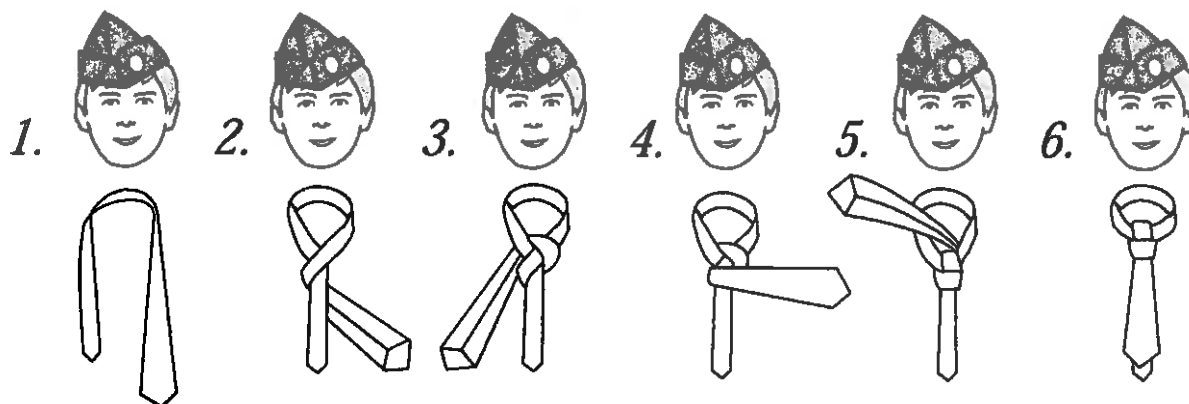
Achievement Scheme Awards with a total of 4 on each line in the following order: Yellow, Pink, White, Green, Purple, Blue, Red, Gold.

**Secondhand uniform**

Most Companies have a supply of second-hand uniform items that can be bought or hired. See your Officer in Charge for more information.

**Tying a tie**

If you have to wear a tie, you might as well learn how to do it yourself. Try following this in front of a mirror.



## *What being in BB means*

The Brigade is about developing you towards true Christian manliness and getting the most out of the life that God has given you. We do this through Group Work, in Achievements, in Games and Sports, and in attending Sunday School and learning from our Officers of the love of God.

In your Section each week you are learning to play and work together with other Boys.

When you joined your Section, you were put into a Group. You will want to make sure that your Group is the best, and you can help to do this by attending the Section Meetings and Sunday School regularly. This will also help you to earn an One Year Service Badge which will be presented to you at the end of the year.

Remember that you can gain points for your Group by doing your best in all the Section's activities. You will find that the more you put into such things as Singing, Physical Activities and Crafts the more you will get out of them.

There are two big events in the year to which all Boys look forward and to which you can bring your Parents and Friends to let them see something of your Section. The first, which is normally held at the beginning of each year is the Enrolment Service, when you and all the other members of your Section—and probably the No. 2 Section as well, are enrolled as members of the B.B. for another year.

The other big event is quite different and is usually held at the end of the year. This is the Display when we are able to show to everybody the things we have been doing during the year. During the Display night, your achievements and other awards may be presented to you too!



## Spending time with God

It's easy and really good to spend time with God. Each step should take a minute. You might want to leave some time to just sit and listen - God may also want to say something back.


**1. Thank God** - make a list of all the things you can praise and thank God for, and then tell Him about them. Add to your list each day.

**2. Confess** - think about the last 24 hours - have you been unkind to anyone? did you not do something you should have done? have you been jealous? have you complained unfairly, nit pick, or just been horrible? have you disobeyed God?

**3. Read the Bible** - Read only a few verses each day and try to think how it can work in your life and put it into practise. There are lots of different Bibles so find one that you can understand.

**4. Pray for others** - Ask God to help three other people each day (for example, your school friend, or family).

**5. Pray for yourself** - Talk to God about how He can help you be better, or about things that are worrying you, or ask Him to show you how He wants you to be.



Feel free to talk to your Officers about any of these things.

## Feeling bad?

Lots of things in life can make us feel bad. Sometimes people, even people that seem good, can make us feel bad. No matter how bad you feel, you don't have to face problems by yourself. Your Officers care for you and are there to help you get the most out of life. You might also find that they have gone through something similar! Ask them for help or at least to pray with you about whatever problems you have. Trust them and trust God. God will always care for you.

## Being good to others

Life is meant to be enjoyable for you and others. Rules for games are often made so everyone is treated fairly and everyone has a chance to enjoy themselves. Try to think of playing by the 'rules of life'. Do this quiz every now and again to see how well you are going. Answer (T) True; (F) False; or (S) Sometimes.

- ..... 1. I am quick to help a friend who needs help.
- ..... 2. I offer help to someone who needs it, even if I'm not so keen on or I don't know them.
- ..... 3. I try to speak first to someone who is new to BB.
- ..... 4. I can think of 3 things I did for someone this week without being asked.
- ..... 5. I am respectful to others.
- ..... 6. I never speak unkindly about others.
- ..... 7. I like to cheer someone up who is feeling sad.
- ..... 8. I don't get very upset when I don't get my own way.
- ..... 9. I can share my things happily with others.
- ..... 10. I try to talk to people that don't seem to fit in.

Total Score
-------------

Think of others as you want them to think about you. Say only things about others that you want others to say about you. Don't behave in ways that hurt or might hurt others. Be brave to be good. People will like you better that way.

## Telling others about BB

You are one of the lucky ones—you are already in the B.B.—but what about your friends at school, Sunday School and other Boys who live near you? They would enjoy themselves too, if you brought them along to the next time your Section meets. This is how Brigade keeps on growing - friends telling friends about it.

*Did you know...you can get stickers, posters and leaflets on BB to keep or show others. Ask your Captain about these.*

# The Achievement Scheme

In order to be better, you need to try to achieve things you haven't been able to do before. The No. 1 Section Achievement Scheme lets you earn badges for trying new things. If you look in your Bible at St Luke, Chapter 2, verse 52, you will find these words, "And Jesus increased in wisdom and stature and in favour with God and Man." This is just the Bible's way of telling how all Boys grow up. Growing up does not just mean getting taller — in fact there are four "Sides" to growing up:

**Educationally**—in wisdom

**Physically**—in stature

**Spiritually**—in favour with God

**Socially**—in favour with Man.

How does earning the various Awards in the Achievement Scheme help you on these four sides as you grow up?

## **Educationally.**

Although you learn about and do many things at school, there is so much more you can learn and do outside. Some of these things you can learn in Brigade and you will gain achievements with both the things you learned at school and the things you learn in the Company. Educationally is about building up your mind and how to make it work better.

## **Physically.**

Taking part in team games such as football and cricket as well as in individual sports like athletics and swimming, help to strengthen your friendship with others as well as your body. You will be able to earn awards by taking part in outdoor sports and games of this kind as well as other physical activities and games played at your Section Meeting. You will be amazed how easy it will be to do a lot of things if you are fit and healthy than if you don't look after yourself properly.





### **Socially.**

To earn awards in the Social part of the Scheme you learn not only how to care for and look after yourself, but also how to become helpful at home and to other people and are encouraged to put what you have learned into practice. In doing this you become a better Boy to live with at home and in your neighbourhood.

### **Spiritually.**

The awards on this side are earned for attendance at Sunday School and Church and taking part in Church activities, in learning portions of the Bible, etc. In doing this you will learn of the Lord Jesus Christ who loves you and wants the very best for you. You will also learn how God can be a part of all your life and be able to see what He wants you to do for Him.

Some of these Achievements can be done at home, some at school, some at the Section Meeting. If you do any at home or at school, first ask your Officer for permission and get all the details of what has to be done, then ask Mum or Dad or your teacher to guide you. Once you have finished an Achievement, wherever it was done, ask your Officer to initial your Record Card for that Achievement.

### **The Badges**

You will receive an armband on which to wear your Awards and also the Attendance Badges. It usually takes four years of work in No. 1 Section to earn all eight Awards plus four Attendance Badges that are shown on the armband on page 10 - but it's all worth it!

A Boy who achieved all Badges in No. 1 Section would probably do it this way: In his first year in the Section when he was 8 years old, he gained his Yellow and Pink awards; in his second year he won his White and Green Awards; in his third, his Purple and Blue Awards, and in his fourth year he got his Red Award and finally his Gold Award. Before he could wear the Gold Award the Boy had to get 68 Achievements in all, 17 from each "side" of growing up. This is such a fine "Achievement" that if you earn your Gold Award, you will be able to wear a very special badge when you move up into the No. 2 Section.

Your Officer will give you your very own Achievement Record Card, which will tell you all the different things you can do. Some of these you will be able to work at by yourself, but for others your Officers or parents will have to help you.

### **The No. 1 Section Service Badge**



This is a Badge you will be awarded when you are transferred to the No. 2 Section if you have served in No. 1 Section. You will be able to wear this as your first badge on your No. 2 Section armband. If you have gained the Gold Award in your No. 1 Section you will be entitled to receive the Gold-coloured Service Badge.

### **When you can earn each badge**

Here are the earliest times at which you can receive the various Achievement Awards.

#### **In your First Session**

Yellow Award

*As soon as gained*

Pink Award

*Not before 30th October*

#### **In your Second Session**

White Award

*Not before 30th June*

Green Award

*Not before 30th October*

#### **In your Third Session**

Purple Award

*Not before 30th June*

Blue Award

*Not before 30th October*

#### **In your Fourth Session**

Red Award

*Not before 30th June*

Gold Award

*As soon as gained*













*If you start No. 1 Section after you are 8 BB Age, it is possible to catch up on some badges - talk to your Officer In Charge on what can be done.*



# Achievement Record

	Year in	Group in	Other Section Awards gained*
First Session			
Second Session			
Third Session			
Fourth Session			

*\*In addition to the No. 1 Section Achievements, your Section may have additional awards - such as Best Uniform, Encouragement.*

Attendance Awards			
	<input type="checkbox"/>		<input type="checkbox"/>
Silver		Silver	
	<input type="checkbox"/>		<input type="checkbox"/>
Silver		Silver	
Achievement Awards			
	<input type="checkbox"/>		<input type="checkbox"/>
Yellow		Pink	
	<input type="checkbox"/>		<input type="checkbox"/>
White		Green	
	<input type="checkbox"/>		<input type="checkbox"/>
Purple		Blue	
	<input type="checkbox"/>		<input type="checkbox"/>
Red		Gold!	

*Tick or shade each box as you earn the badge.*

Date gained Transfer to No. 2 Section Certificate: .....

Colour of No. 1 Section Service Award: .....

**Well done! You're now ready for No. 2 Section.**

# *Important Events*

To help you remember dates of important events (services, outings, display, Section holidays, Parties, etc) feel free to write them in here.

## **First Session**

Date	Event
.....	.....
.....	.....
.....	.....
.....	.....
.....	.....

## **Second Session**

Date	Event
.....	.....
.....	.....
.....	.....
.....	.....
.....	.....

## **Third Session**

Date	Event
.....	.....
.....	.....
.....	.....
.....	.....
.....	.....

## **Fourth Session**

Date	Event
.....	.....
.....	.....
.....	.....
.....	.....
.....	.....

# *Autographs*

At times you might meet people you'd like to remember through BB. Use this space to get them to sign their names and even write a short comment if you like.

# Closing note

Have lots of fun, tell your friends and family about what you do in BB and always seek to improve yourself to the ultimate aim of true Christian manliness.

BB is first for Boys.

## ***The Boys' Brigade Hymn***

Will your anchor hold in the storms of life,  
When the clouds unfold their wings of strife?  
When the strong tides life, and the cables strain,  
Will your anchor drift, or firm remain?

*We have an anchor that keeps the soul,  
Stedfast and sure while the billows roll,  
Fastened to the rock which cannot move,  
Grounded firm and deep in the Saviour's love!*

Will your anchor hold in the straits of fear,  
When the breakers roar and the reef is near?  
While the surges rave, and the wild winds blow,  
Shall the angry waves then your bark o'erflow?

Will your eyes behold through the morning light  
The city of gold and the harbour bright?  
Will you anchor safe by the heavenly shore,  
When life's storms are past for ever more?

**The Boys' Brigade Australia Website**  
**<http://www.boys-brigade.org.au>**

*The Boys' Brigade Australia No. 1 Section Handbook*  
*Published by The Boys' Brigade Australia*

© *The Boys' Brigade Australia*  
*c/o PO Box 389, Toongabbie NSW 2146*  
*First Published in 1983*  
*Reprinted 1990*  
*Revised and Reprinted 1998*

*Acknowledgements:*

*Mr Roy Wheeler for illustrations on pages 2 & 12.*

*Photographs of Tim Hayman on cover, and pages 7, 8, & 9.*

*Photographs of Andrew Herbet on cover.*

*Photographs from 12th Vic. Blackburn North Company on pages 3, 6, 7, 10, 11 & 14.*

*Photograph from 13th Vic. Syndal Company on page 16.*

*Mr Andrew Chua as Editor.*



The  
**Boys' Brigade**  
A U S T R A L I A

## ***No. 2 Section***

**For 12-18 year old Boys**

*After No. 1 Section, there is so much more waiting for you. More adventure, activities, awards and badges, camps, challenges, friends, longer programs, leadership development and opportunities, and the list goes on.*

*And remember the highest achievement you earn in No. 1 Section will be the badge you can wear on your uniform into No. 2 Section.*

*Ask some one in No. 2 Section, why it is worth waiting for.*

